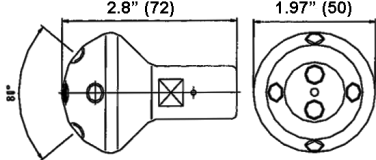
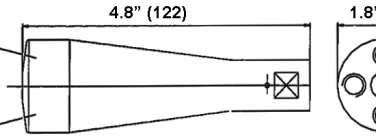
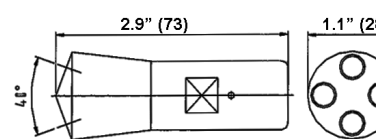
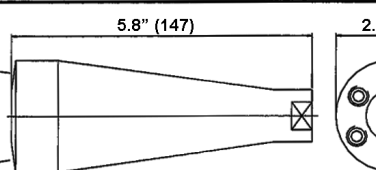
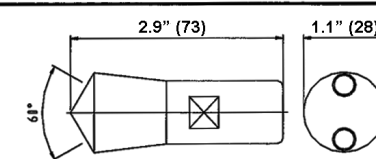
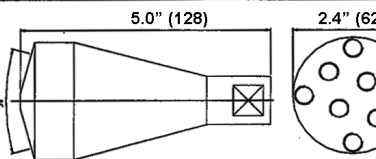


Nozzle Heads for Rotating Tools

Z35-1e

Technical Data

Max. Operating Pressure: 43,500 PSI (3000 Bar)
 Connector: M 14 x 1.5 left, female, with 59° cone.
 Nozzle inserts: see page Z 55-1e

| TYPE | DIMENSIONS - IN (MM) | NOZZLE CONFIGURATION | APPLICATION | PART NO. |
|---|---|--|---|-----------------------------------|
| RLH 1 |  | max. 6 x Type 0987 Standard configuration : 6 x 0.35 mm | Cleaning and removal in areas of difficult access | 7006182 without nozzle inserts |
| RLH 2 |  | max. 4 x Type 0965 Standard configuration: 4 x 0.4 mm | Surface treatment Concrete removal Roughening of concrete surfaces Removal of paint and coatings | 7006381 without nozzle inserts |
| RLH 3 |  | max. 4 x Type 0987 Standard configuration: 4 x 0.4 mm | Removal of difficult coatings Cleaning in areas where access is limited | 7006184 without nozzle inserts |
| RLH 4 |  | max. 6 x Type 0965 Standard configuration: 6 x 0.35 mm | Surface treatment Concrete removal Roughening of concrete surfaces Removal of paint and coatings | 7006428 without nozzle inserts |
| RLH 5 |  | max. 2 x Type 0987 Standard configuration: 2 x 0.6 mm | Removal of difficult coatings Cleaning in areas where access is limited | 7006183 without nozzle inserts |
| RLH 6 |  | max. 8 x Type 0965 Standard configuration: 8 x 0.3 mm | Surface treatment Concrete removal Roughening of concrete surfaces Removal of paint and coatings | 7006943 without nozzle inserts |
| Steel protection cover for nozzle head type RLH 2 | | | | 7007949 |
| Steel protection cover for nozzle head type RLH 4 | | | | 7008082 |

For Special Applications additional nozzle types can be designed to specifications.
 Subject to Change Without Notice

