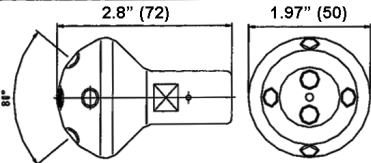
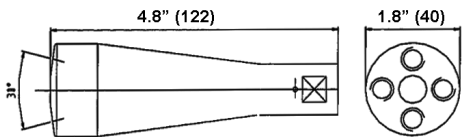
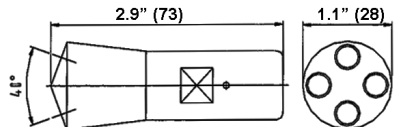
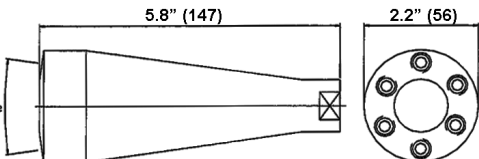
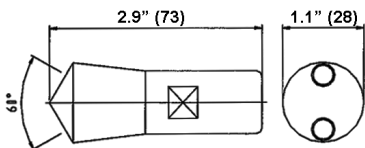
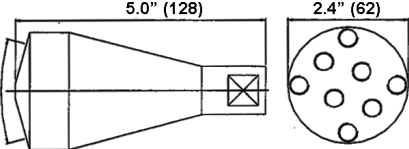


Technical Data

Max. Operating Pressure: 43,500 PSI (3000 Bar)
 Connector: M 14 x 1.5 left, female, with 59° cone.
 Nozzle inserts: Contact Giant Industries for Straight Jet Threaded Nozzles

TYPE	DIMENSIONS - IN (MM)	NOZZLE CONFIGURATION	APPLICATION	PART NO.
RLH 1		max. 6 x Type 0987 Standard configuration : 6 x 0.35 mm	Cleaning and removal in areas of difficult access	7006182 without nozzle inserts
RLH 2		max. 4 x Type 0965 Standard configuration: 4 x 0.4 mm	Surface treatment Concrete removal Roughening of concrete surfaces Removal of paint and coatings	7006381 without nozzle inserts
RLH 3		max. 4 x Type 0987 Standard configuration: 4 x 0.4 mm	Removal of difficult coatings Cleaning in areas where access is limited	7006184 without nozzle inserts
RLH 4		max. 6 x Type 0965 Standard configuration: 6 x 0.35 mm	Surface treatment Concrete removal Roughening of concrete surfaces Removal of paint and coatings	7006428 without nozzle inserts
RLH 5		max. 2 x Type 0987 Standard configuration: 2 x 0.6 mm	Removal of difficult coatings Cleaning in areas where access is limited	7006183 without nozzle inserts
RLH 6		max. 8 x Type 0965 Standard configuration: 8 x 0.3 mm	Surface treatment Concrete removal Roughening of concrete surfaces Removal of paint and coatings	7006943 without nozzle inserts
Steel protection cover for nozzle head type RLH 2 Steel protection cover for nozzle head type RLH 4				7007949 7008082

Subject to Change Without Notice

Giant Industries, Inc.
 900 N. Westwood Ave.
 Toledo, Ohio 43607
 (419) 531-4600 Phone
 (419) 531-6836 Fax
www.giantpumps.com

For Special Applications additional nozzle types can be designed to specifications.